


INSPECTION MIRRORS



■ Inspection Mirror & Retrieving Magnet Combination Tools



Mirror/Magnet combos have a Mirror and a powerful Rare Earth magnet on opposite ends. Use the magnet to retrieve metal items or as a magnetic base to hold the inspection mirror in place. 301G240 has a handy pocket clip. 375G990 has a flexible arm for mirror positioning.



Style	Mirror (in.)	Mirror	Lift - lbs (kg)	Magnet (in)	Shaft	Ln. (in.)	Ext. Ln. (in.)	Wt. (lbs.)	Model No	Replacement Mirror
A	2 x 2	Glass	2.0 (0.908)	5/16 Dia.	Chrome Plated Brass	6-1/4	28	0.10	301G240	301RG
B	1-1/2 Dia.	Glass	2.0 (0.908)	5/16 Dia.	Chrome Plated Brass	6	23-1/2	0.10	306G240	306RG
C	2 x 1-1/4	Glass	2.0 (0.908)	5/16 Dia.	Stainless Steel	6	24-1/4	0.10	315G240	315RG
D	3-7/8 Dia.	Glass	20.0 (9.072)	1-1/8 Dia.	Chrome Plated Steel	14-1/4	—	0.24	375G990	375RG
E	3 x 2	Stainless	7.0 (3.176)	5/8 Dia.	Stainless Steel	8-1/4	38	0.20	314S925	314SS-RH
F	2-1/2 x 1-7/8	Acrylic	12.0 (5.444)	1/2 Dia.	Stainless Steel	7-3/4	34-1/2	0.25	321A931	321RA

■ Inspection Mirrors



These Mirrors telescope or bend, have a slim profile and have joints that can swivel and/or rotate. Models 311 & 317 have a locking hinged mirror that allows for 180° of positioning. 321S-A can be bent to a permanent position or the inside stiffening wire can be removed to snake it into position. The 3714SW is a large dolly mounted inspection mirror with swivel wheels, 3" clearance and a flashlight clip.




Style	Mirror (in.)	Mirror	Shaft	Handle/Grip Feature	Ln. (in.)	Ext. Ln. (in.)	Wt. (lbs.)	Model No	Repl. Mirror
A	7/8 Dia.	Glass	Nylon	Nylon	8	—	0.01	302	302RG
B	1-1/2 Dia.	Glass	Chrome Plated Brass	Pocket Clip	4-1/2	24	0.07	306TR	306RG
C1	2-1/4 Dia.	Glass	Stainless Steel	Non-slip, solvent-resistant	7-3/4	14-1/2	0.25	309TR	309RG
C2	2-1/4 Dia.	Glass	Stainless Steel	Non-slip, solvent-resistant	7	36-1/2	0.20	309S1	309RG
D1	2 x 1-1/4	Glass	Stainless Steel	Plunger/Spring	11	—	0.18	311	311RG
D2	2-3/4 x 1-3/4	Glass	Stainless Steel	Plunger/Spring	16-1/4	—	0.20	317	317RG
E	2 x 1	Glass	Stainless Steel	Non-slip, solvent-resistant	6-1/2	36	0.17	315	315RG
F	2-3/4 x 2-1/4	Glass	Stainless Steel	Non-slip, solvent-resistant	7-1/2	36-1/2	0.15	316	316RG
G	3-1/2 x 2-1/2	Glass	Stainless Steel	Non-slip, solvent-resistant	7-1/4	37	0.21	318	318RG
H	3-7/8 Dia.	Glass	Steel	Non-slip, solvent-resistant	15-3/4	32-1/2	0.51	375	375RG
I	7 x 14	Glass	Aluminum	Vinyl bicycle grip	49	74	5.25	3714SW	3714RG
J	3-1/2 x 2	3x Glass Magnifier	Stainless Steel	Non-slip, solvent-resistant	7-1/4	36-1/2	0.18	316M	316MRG
K	2 x 2	Acrylic	Stainless Steel	Non-slip, solvent-resistant	7	35-1/2	0.21	312A	312RA
L	2-1/2 x 1-7/8	Acrylic	Stainless Steel	Non-slip, solvent-resistant	25	—	0.35	321S-A	321RA

■ Stainless Steel Inspection Mirrors



Stainless Steel Mirrors are ideal for use in critical areas where foreign objects cannot be left behind. FOD (Foreign Object Debris) free. No worries about glass mirrors breaking in sensitive areas such as engines, fuel lines and machinery. Great for high heat areas. Telescoping shafts and Non-slip, solvent resistant grips on all except IMS103 & IMS105 that have Knurled Handles & bendable shafts. IMS103, IMS105 & IMS234 are non-framed and can be used in liquid/solvent applications.

Style	Mirror (in.)	Shaft	Handle Grip/Feature	Ln. (in.)	Ext Ln. (in.)	Wt (lbs)	Model No
A1	3/8 Dia.	Copper	Knurled Aluminum	11-1/2	—	0.02	IMS103
A2	1/2 Dia.	Copper	Knurled Aluminum	12	—	0.02	IMS105
B1	1-1/4 Dia.	Stain. Steel	Non-slip, solvent-resistant	7	35	0.15	IMS115
B2	2-1/4 Dia.	Stain. Steel	Non-slip, solvent-resistant	7	36	0.15	IMS123
C	2 x 1	Stain. Steel	Non-slip, solvent-resistant	7	36	0.15	IMS210
D	2 x 2	Stain. Steel	Non-slip, solvent-resistant	7	35-1/2	0.15	IMS223
E	3 x 2	Stain. Steel	Non-slip, solvent-resistant	7	37	0.18	IMS234

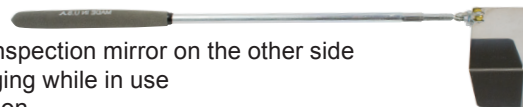


■ Read Rite™ Inspection Mirror



The Read Rite™ inspection mirror shows the numbers, letters and more as they would appear if they were visually accessible by the eye (non-inverted), eliminating deciphering or transcription errors and providing the utmost accuracy in observation. Using a typical inspection mirror to read important numbers can lead to uncertainty or inaccuracy due to the inverted appearance of the image.

- Stainless Steel Mirror - No glass to break
- Dual-sided: Read Rite™ mirror on one side, regular inspection mirror on the other side
- Telescoping Hex rod shaft prevents mirror from swinging while in use
- Double Ball Hinge with adjustable tension, 360° rotation



Mirror (in.)	Mirror	Shaft	Handle/Grip Type	Ln. (in.)	Ext. Ln. (in.)	Wt. (lbs.)	Model No	Replacement Mirror
3-1/2 x 2	Stainless Steel	Zinc Plated	Non-slip, solvent-resistant	15-1/2	28-1/2	0.50	390SS	390RS