



GUARANTEED TO PERFORM

2015 NEW PRODUCT ADDENDUM



WWW.SUNEXTOOLS.COM

SUNEX TOOLS® WARRANTY PROGRAM

Limited Warranty...

SUNEX TOOLS® WARRANTS TO ITS CUSTOMERS THAT THE COMPANY'S SUNEX TOOLS® BRANDED PRODUCTS ARE FREE FROM DEFECTS IN WORKMANSHIP AND MATERIALS.

Sunex Tools® will repair or replace its Sunex Tools® branded products which fail to give satisfactory service due to defective workmanship or materials, based upon the terms and conditions of the described warranty plans attributed to that specific product. **FOR MORE DETAIL REGARDING PRODUCT SPECIFIC WARRANTY POLICIES, PLEASE REFER TO THE WARRANTY STATEMENTS IN THE RELEVANT PRODUCT SECTION OF THIS CATALOG.**

Other important warranty information...

- Sunex Tools® Warranties do not cover damage to equipment or tools arising from alteration, abuse, misuse, damage and do not cover any repairs or replacement made by anyone other than Sunex Tools® or its authorized warranty service centers. The foregoing obligation is Sunex Tools® sole liability under this or any implied warranty and under no circumstances shall Sunex Tools® be liable for any incidental or consequential damages. Sunex Tools® Warranties give you specific legal rights and you may also have other rights which vary from state to state.
- **Note:** Some states do not allow the exclusion or limitation of incidental or consequential damages, so the above limitation or exclusion may not apply to you.
- Return equipment or parts to Sunex Tools®, or an authorized warranty service center, transportation prepaid. Be certain to include your name and address, evidence of the purchase date, and description of the suspected defect.
- Kits and Sets: Sunex Tools® Lifetime Warranties on Kits and Sets applies to the individual parts within the kit or set. If one part is deemed to be defective, we will replace that part and not the complete kit or set.
- Repair kits and replacement parts are available for many Sunex Tools® products regardless of whether or not the product is still covered by a warranty plan.

Please Note:









- All specifications within this catalog are for reference only. Please refer to product manuals included with each tool for official specifications.
- Sunex Tools® reserves the right to change design, materials, and specifications without notice due to ongoing product improvements. Product shipped may differ from photo shown.

Shipping Address: Sunex Tools® • 315 Hawkins Rd. • Travelers Rest, SC 29690

Mailing Address: Sunex Tools® • P.O. Box 1233 • Travelers Rest, SC 29690

Sunex Tools® Service: Phone 877.786.3939 Toll Free 800.833.7869 Fax 864.834.7954

IMPACT SOCKETS SECTION**5**

| | | |
|---|--|----|
|  | 1/4" DRIVE IMPACT SOCKETS | 7 |
|  | 3/8" DRIVE IMPACT SOCKETS | 8 |
|  | 1/2" DRIVE IMPACT SOCKETS | 12 |
|  | 3/4" DRIVE IMPACT SOCKETS | 15 |
|  | HEX DRIVERS | 16 |
|  | ADAPTERS, REDUCERS, AND SUPER REDUCERS | 17 |
|  | EXTENSIONS | 18 |
|  | MERCHANDISERS | 19 |

HAND TOOLS SECTION**20**

| | | |
|---|----------|----|
|  | WRENCHES | 22 |
|---|----------|----|

TABLE OF CONTENTS

AIR TOOLS SECTION

23

IMPACT WRENCHES

25

LIFTING EQUIPMENT SECTION

26

FLOOR SERVICE JACKS

29

TRUCK JACKS

31

JACK STANDS

32

CLUTCH JACKS

33

ENGINE STANDS

34

ENGINE CRANES

35

SHOP EQUIPMENT SECTION

35

SERVICE CARTS & ACCESSORIES

37

U.S. MADE SHOP PRESSES

40

IMPACT SOCKETS

GUARANTEED TO PERFORM



Trusted by Professionals
Since 1977

www.sunextools.com

 **SUNEX**[®]
T O O L S

SUNEX TOOLS® WARRANTY PROGRAM

Sunex Tools® Impact Sockets: These products are warranted against defects in materials and workmanship for the **LIFE OF THE PRODUCT**. This warranty does not apply to items that have been misused, abused, altered in any way, or worn out from use. Some Reducers (1805, 2301, 4301, 5303, 5524, 6332), and Extra Thin Wall Impact Sockets (2624, 2617, 2626, 2619, 2628, 2621, 2632, 2622, 2634, 2623) are sold without warranty.

Sunex Tools® Super Reducers: Sunex Tools' Super Reducers are covered under the **Lifetime Warranty** for impact sockets. This policy extends only to Super Reducer model numbers 2303, 3303, 4305, and 5305.

Sunex Tools® Chrome-Vanadium Sockets: All Sunex Tools® sockets are clearly marked with the material from which they are manufactured. Sockets intended for use with hand operated tools are made from Chrome-Vanadium Alloy Steel. **THESE SOCKETS ARE NOT DESIGNED FOR USE WITH IMPACT TOOLS OF ANY KIND.** Doing so will void the warranty on these sockets.

1/4" DRIVE IMPACT SOCKETS



1/4" DRIVE STANDARD 10 PIECE SAE MAGNETIC IMPACT SOCKET SET

- > Forged from high quality CR-MO Alloy Steel
- > Radius corner design extends the life of fasteners
- > Magnetized to eliminate lost fasteners
- > Sunex Tools® impact sockets meet or exceed ASME specifications
- > Heavy duty blow molded storage case



1820

INCLUDES:

| | | |
|---------------|---------------|----------------|
| 3/16" (806MG) | 7/32" (807MG) | 1/4" (808MG) |
| 9/32" (809MG) | 5/16" (810MG) | 11/32" (811MG) |
| 3/8" (812MG) | 7/16" (814MG) | 1/2" (816MG) |



1/4" DRIVE STANDARD 10 PIECE METRIC MAGNETIC IMPACT SOCKET SET

- > Forged from high quality CR-MO Alloy Steel
- > Radius corner design extends the life of fasteners
- > Magnetized to eliminate lost fasteners
- > Sunex Tools® impact sockets meet or exceed ASME specifications
- > Heavy duty blow molded storage case



1822

INCLUDES:

| | | |
|---------------|-----------------|---------------|
| 5mm (805MMG) | 5.5mm (8055MMG) | 6mm (806MMG) |
| 7mm (807MMG) | 8mm (808MMG) | 9mm (809MMG) |
| 10mm (810MMG) | 11mm (811MMG) | 12mm (812MMG) |
| 13mm (813MMG) | 14mm (814MMG) | 15mm (815MMG) |



1/4" DRIVE 8 X 10MM SEMI-DEEP IMPACT FLIP SOCKET LEXUS, MERCEDES BENZ, INFINITY, CHEVY & BUICK

- > For removing and installing under belly pans on foreign and domestic vehicles
- > For work on 10mm Lexus fasteners
- > For work on 8mm fasteners on Infinity and Mercedes vehicles
- > For work on Splash shield fasteners of Chevrolet Cruze and Buick Verano



80810

3/8" DRIVE IMPACT SOCKETS



3/8" DRIVE 12 POINT 12 PIECE SAE SEMI-DEEP IMPACT SOCKET SET

- > Forged from high quality CR-MO Alloy Steel
- > Radius corners square drive for extended socket life
- > Sunex Tools® impact sockets meet or exceed ASME specifications
- > Semi-deep impact sockets provide added reach over standard depth sockets and allow better access in confined spaces where deep sockets prohibit access
- > Heavy duty blow molded storage case



3337

INCLUDES:

| | | |
|-----------------|-----------------|-----------------|
| 5/16" (310ZRD) | 3/8" (312ZRD) | 7/16" (314ZRD) |
| 1/2" (316ZRD) | 9/16" (318ZRD) | 5/8" (320ZRD) |
| 11/16" (322ZRD) | 3/4" (324ZRD) | 13/16" (326ZRD) |
| 7/8" (328ZRD) | 15/16" (330ZRD) | 1" (332ZRD) |



3/8" DRIVE 12 POINT 13 PIECE METRIC SEMI-DEEP IMPACT SOCKET SET

- > Forged from high quality CR-MO Alloy Steel
- > Radius corners square drive for extended socket life
- > Sunex Tools® impact sockets meet or exceed ASME specifications
- > Semi-deep impact sockets provide added reach over standard depth sockets and allow better access in confined spaces where deep sockets prohibit access
- > Heavy duty blow molded storage case



3338

INCLUDES:

| | | |
|-----------------|----------------|----------------|
| 7mm (307MZRD) | 8mm (307MZRD) | 9mm (307MZRD) |
| 10mm (310MZRD) | 11mm (311MZRD) | 12mm (312MZRD) |
| 13 mm (313MZRD) | 14mm (314MZRD) | 15mm (315MZRD) |
| 16mm (316MZRD) | 17mm (317MZRD) | 18mm (318MZRD) |
| 19mm (319MZRD) | | |

3/8" DRIVE IMPACT SOCKETS



3/8" DRIVE 51 PIECE METRIC IMPACT SOCKET SET

- > Forged from high quality CR-MO Alloy Steel
- > Radius corners on hex and square drives for extended life and reduced wear on fasteners
- > Sunex Tools® impact sockets meet or exceed ASME specifications
- > Heavy duty blow molded storage case



3351

INCLUDES:

16 Standard Sockets

| | | |
|-------------|-------------|-------------|
| 7mm (307M) | 8mm (308M) | 9mm (309M) |
| 10mm (310M) | 11mm (311M) | 12mm (312M) |
| 13mm (313M) | 14mm (314M) | 15mm (315M) |
| 16mm (316M) | 17mm (317M) | 18mm (318M) |
| 19mm (319M) | 20mm (320M) | 21mm (321M) |
| 22mm (322M) | | |

16 Deep Sockets:

| | | |
|--------------|--------------|--------------|
| 7mm (307MD) | 8mm (308MD) | 9mm (309MD) |
| 10mm (310MD) | 11mm (311MD) | 12mm (312MD) |
| 13mm (313MD) | 14mm (314MD) | 15mm (315MD) |
| 16mm (316MD) | 17mm (317MD) | 18mm (318MD) |
| 19mm (319MD) | 20mm (320MD) | 21mm (321MD) |
| 22mm (322MD) | | |

Universal Sockets

| | | |
|--------------|--------------|--------------|
| 7mm (307UM) | 8mm (308UM) | 9mm (309UM) |
| 10mm (310UM) | 11mm (311UM) | 12mm (312UM) |
| 13mm (313UM) | 14mm (314UM) | 15mm (315UM) |
| 16mm (316UM) | 17mm (317UM) | 18mm (318UM) |
| 19mm (319UM) | 20mm (320UM) | 21mm (321UM) |
| 22mm (322UM) | | |

Universal Impact Joint: 3" (3301)

Impact Extension Bar: 3" (3303)

1/4" Bit holder Socket (3306)

3/8" DRIVE IMPACT SOCKETS



3/8" DRIVE 80 PIECE SAE & METRIC MASTER IMPACT SOCKET SET

- > Forged from high quality CR-MO Alloy Steel
- > Radius corners on hex and square drives for extended life and reduced wear on fasteners
- > Sunex Tools® impact sockets meet or exceed ASME specifications
- > Includes our most popular 3/8" drive metric and SAE impact sockets in one convenient set
- > Heavy duty blow molded storage case



3580

INCLUDES:

8 Standard 6 Point SAE Sockets:

| | | |
|--------------|-------------|-------------|
| 5/16" (310) | 3/8" (312) | 7/16" (314) |
| 1/2" (316) | 9/16" (318) | 5/8" (320) |
| 11/16" (322) | 3/4" (324) | |

8 Deep 6 Point SAE Sockets:

| | | |
|---------------|--------------|--------------|
| 5/16" (310D) | 3/8" (312D) | 7/16" (314D) |
| 1/2" (316D) | 9/16" (318D) | 5/8" (320D) |
| 11/16" (322D) | 3/4" (324D) | |

12 Standard 6 Point Metric Sockets:

| | | |
|-------------|-------------|-------------|
| 8mm (308M) | 9mm (309M) | 10mm (310M) |
| 11mm (311M) | 12mm (312M) | 13mm (313M) |
| 14mm (314M) | 15mm (315M) | 16mm (316M) |
| 17mm (317M) | 18mm (318M) | 19mm (319M) |

12 Deep 6 Point Metric Sockets:

| | | |
|--------------|--------------|--------------|
| 8mm (308MD) | 9mm (309MD) | 10mm (310MD) |
| 11mm (311MD) | 12mm (312MD) | 13mm (313MD) |
| 14mm (314MD) | 15mm (315MD) | 16mm (316MD) |
| 17mm (317MD) | 18mm (318MD) | 19mm (319MD) |

7 Universal 6 Point SAE Sockets:

| | | |
|--------------|--------------|---------------|
| 3/8" (312U) | 7/16" (314U) | 1/2" (316U) |
| 9/16" (318U) | 5/8" (320U) | 11/16" (322U) |
| 3/4" (324U) | | |

10 Universal 6 Point Metric Sockets:

| | | |
|--------------|--------------|--------------|
| 10mm (310UM) | 11mm (311UM) | 12mm (312UM) |
| 13mm (313UM) | 14mm (314UM) | 15mm (315UM) |
| 16mm (316UM) | 17mm (317UM) | 18mm (318UM) |
| 19mm (319UM) | | |

9 External Star Bits:

| | | |
|---------------|---------------|---------------|
| E5 (3670SE1) | E6 (3670SE2) | E7 (3670SE3) |
| E8 (3670SE4) | E10 (3670SE5) | E11 (3670SE6) |
| E12 (3670SE7) | E14 (3670SE8) | E16 (3670SE9) |

9 Internal Star Bits:

| | | |
|--------------|--------------|--------------|
| T20 (3670S1) | T25 (3670S2) | T27 (3670S3) |
| T30 (3670S4) | T40 (3670S5) | T45 (3670S6) |
| T47 (3670S7) | T50 (3670S8) | T55 (3670S9) |

4 Universal Impact Joint and Impact Extension Bars:

| | | |
|------------|-----------|------------|
| 3" (3503) | 5" (3505) | 10" (3510) |
| 15" (3515) | | |

3/8" DRIVE IMPACT SOCKETS

3/8" DRIVE DEEP 8 PIECE STUBBY TRIPLE SQUARE IMPACT BIT SOCKET SET

- > Stubby design is ideal for work in tight spaces
- > Sunex Tools® impact sockets meet or exceed ASME specifications
- > One piece design for maximum durability



3640

INCLUDES:

| | | |
|--------------|--------------|--------------|
| M4 (304XZN) | M5 (305XZN) | M6 (306XZN) |
| M8 (308XZN) | M10 (310XZN) | M12 (312XZN) |
| M14 (314XZN) | M16 (316XZN) | |

3/8" DRIVE DEEP 10 PIECE STUBBY TAMPERPROOF IMPACT BIT SOCKET SET

- > Stubby design is ideal for work in tight spaces
- > Sunex Tools® impact sockets meet or exceed ASME specifications
- > Star drive impact bits designed for use with tamperproof star drive fasteners



3641

INCLUDES:

| | | |
|--------------|--------------|--------------|
| T10H (310TH) | T15H (315TH) | T20H (320TH) |
| T25H (325TH) | T27H (327TH) | T30H (330TH) |
| T35H (335TH) | T40H (340TH) | T45H (345TH) |
| T47H (347TH) | T50H (350TH) | |

3/8" DRIVE DEEP 10 PIECE STUBBY STAR BIT IMPACT SOCKET SET

- > Stubby design is ideal for work in tight spaces
- > Sunex Tools® impact sockets meet or exceed ASME specifications
- > One piece design for maximum durability



3643

INCLUDES:

| | | |
|------------|------------|------------|
| T10 (310T) | T15 (315T) | T20 (320T) |
| T25 (325T) | T27 (327T) | T30 (330T) |
| T40 (340T) | T45 (345T) | T47 (347T) |
| T50 (350T) | | |

1/2" DRIVE IMPACT SOCKETS



1/2" DRIVE 5/8" 12 POINT DRIVELINE IMPACT SOCKET

- > Designed for driveline applications and HD Starters
- > Eliminates the need for extensions and wobble sockets
- > Sits flush over fastener to reduce socket and fastener wear
- > Sunex Tools® impact sockets meet or exceed ASME specifications
- > Radius corners on hex and square drives for extended life and reduced wear on fasteners

220ZUDL



1/2" DRIVE 43 PIECE SAE MASTER IMPACT SOCKET SET

- > Most complete 1/2" drive fractional master set on the market
- > Full compliment of extensions provides access to virtually all fasteners
- > Universal joint adapts any socket for use in swivel applications
- > Sunex Tools® impact sockets meet or exceed ASME specifications
- > Radius corners on hex and square drives for extended life and reduced wear on fasteners
- > Heavy duty blow molded storage case



2568

19 Standard SAE Sockets:

| | | |
|---------------|---------------|---------------|
| 3/8" (212) | 7/16" (214) | 1/2" (216) |
| 9/16" (218) | 5/8" (220) | 11/16" (222) |
| 3/4" (224) | 13/16" (226) | 7/8" (228) |
| 15/16" (230) | 1" (232) | 1-1/16" (234) |
| 1-1/8" (236) | 1-3/16" (238) | 1-1/4" (240) |
| 1-5/16" (242) | 1-3/8" (244) | 1-7/16" (246) |
| 1-1/2" (248) | | |

19 Deep SAE Sockets:

| | | |
|----------------|----------------|----------------|
| 3/8" (212D) | 7/16" (214D) | 1/2" (216D) |
| 9/16" (218D) | 5/8" (220D) | 11/16" (222D) |
| 3/4" (224D) | 13/16" (226D) | 7/8" (228D) |
| 15/16" (230D) | 1" (232D) | 1-1/16" (234D) |
| 1-1/8" (236D) | 1-3/16" (238D) | 1-1/4" (240D) |
| 1-5/16" (242D) | 1-3/8" (244D) | 1-7/16" (246D) |
| 1-1/2" (248D) | | |

4 Universal Impact Joint and Impact Extension Bars:

| | | |
|------------|-----------|------------|
| 3" (2503) | 5" (2505) | 10" (2510) |
| 15" (2515) | | |

1/2" DRIVE IMPACT SOCKETS



1/2" DRIVE 43 PIECE METRIC MASTER IMPACT SOCKET SET

- > Most complete 1/2" drive fractional master set on the market
- > Full compliment of extensions provides access to virtually all fasteners
- > Universal joint adapts any socket for use in swivel applications
- > Sunex Tools® impact sockets meet or exceed ASME specifications
- > Radius corners on hex and square drives for extended life and reduced wear on fasteners
- > Heavy duty blow molded storage case



2569

INCLUDES:

19 Standard Sockets:

| | | |
|--------------|--------------|--------------|
| 9mm (209M) | 10mm (210M) | 11mm (211M) |
| 12mm (212M) | 13mm (213M) | 14mm (214M) |
| 15mm (215M) | 16mm (216M) | 17mm (217M) |
| 18mm (218M) | 19mm (219M) | 20mm (220M) |
| 21mm (221M) | 22mm (222M) | 23mm (223M) |
| 24mm (224M) | 26mm (226M) | 27mm (227M) |
| 30mm (230M) | 9mm (209MD) | 10mm (210MD) |
| 11mm (211MD) | 12mm (212MD) | 13mm (213MD) |
| 14mm (214MD) | 15mm (215MD) | 16mm (216MD) |
| 17mm (217MD) | 18mm (218MD) | 19mm (219MD) |
| 20mm (220MD) | 21mm (221MD) | 22mm (222MD) |
| 23mm (223MD) | 24mm (224MD) | 26mm (226MD) |
| 27mm (227MD) | 30mm (230MD) | |

Universal Joint 1/2" (2300)

4 Impact Extension Bars:

| | | |
|------------|-----------|------------|
| 3" (2503) | 5" (2505) | 10" (2510) |
| 15" (2515) | | |



1/2" DRIVE 24 PIECE DEEP SAE IMPACT SOCKET SET

- > Expanded size range includes deep impact sockets from 5/16"-1-1/2"
- > 3", 5", 10" extensions provide access to virtually all recessed fasteners
- > Universal joint adapts any socket for use in swivel applications
- > Sunex Tools® impact sockets meet or exceed ASME specifications
- > Radius corners on hex and square drives for extended life and reduced wear on fasteners
- > Heavy duty blow molded storage case



2824

INCLUDES:

20 Standard 6 Point Deep Sockets:

| | | |
|---------------|---------------|---------------|
| 5/16" (210) | 3/8" (212) | 7/16" (214) |
| 1/2" (216) | 9/16" (218) | 5/8" (220) |
| 11/16" (222) | 3/4" (224) | 13/16" (226) |
| 7/8" (228) | 15/16" (230) | 1" (232) |
| 1-1/16" (234) | 1-1/8" (236) | 1-3/16" (238) |
| 1-1/4" (240) | 1-5/16" (242) | 1-3/8" (244) |
| 1-7/16" (246) | 1-1/2" (248) | |

3 Impact Extension Bars:

| | | |
|----------------|-----------|------------|
| 3" (2503) | 5" (2505) | 10" (2510) |
| U Joint (2300) | | |

1/2" DRIVE IMPACT SOCKETS



1/2" DRIVE 17MM CONVEX EXTRA THIN WALL WHEEL LUG SOCKET MERCEDES BENZ

- > Forged from high quality CR-MO Alloy Steel
- > Non-marring socket for the safe and effective removal of the convex (flower head) lugnuts on late model Mercedes S, GLK, and CL Classes, and Maybach cars.
- > Precision design eliminates the need to replace the mangled lug nuts left behind by standard wheel lug sockets
- > Sunex Tools® impact sockets meet or exceed ASME specifications



2714

3/4" DRIVE IMPACT SOCKETS



3/4" DRIVE 26 PIECE WHEEL SERVICE IMPACT SOCKET SET

- > Forged from high quality CR-MO Alloy Steel
- > A complete 3/4" drive set designed for servicing truck wheels and square drives for extended life and reduced wear on fasteners
- > Radius corners on hex and square drives for extended life and reduced wear on fasteners
- > Sunex Tools® impact sockets meet or exceed ASME specifications
- > Heavy duty blow molded storage case



4632

INCLUDES:

6 6 Point Deep Sockets:

| | | |
|-------------|----------------|--------------|
| 3/4" (424D) | 13/16" (426D) | 7/8" (428D) |
| 1" (432D) | 1-3/16" (438D) | 33mm (433MD) |

3 Thin Wall Deep Sockets:

| | | |
|-----------------|----------------|----------------|
| 1-1/16" (434DT) | 1-1/8" (436DT) | 1-1/4" (440DT) |
|-----------------|----------------|----------------|

Deep Budd Wheel Socket:

| |
|----------------|
| 1-1/2" (448DH) |
|----------------|

4 Point Square Socket:

| |
|---------------|
| 13/16" (426S) |
|---------------|



3/4" DRIVE 26 PIECE METRIC IMPACT SOCKET SET

- > Forged from high quality CR-MO Alloy Steel
- > Includes 3/4" drive metric impact sockets from 19mm - 50mm
- > Radius corners on hex and square drives for extended life and reduced wear on fasteners
- > Sunex Tools® impact sockets meet or exceed ASME specifications
- > Heavy duty blow molded storage case



4692

INCLUDES:

| | | |
|-------------|-------------|-------------|
| 19mm (419M) | 20mm (420M) | 21mm (421M) |
| 22mm (422M) | 23mm (423M) | 24mm (424M) |
| 25mm (425M) | 26mm (426M) | 27mm (427M) |
| 28mm (428M) | 29mm (429M) | 30mm (430M) |
| 31mm (431M) | 33mm (433M) | 34mm (434M) |
| 35mm (435M) | 36mm (436M) | 38mm (438M) |
| 39mm (439M) | 40mm (440M) | 41mm (441M) |
| 42mm (442M) | 43mm (443M) | 44mm (444M) |
| 46mm (446M) | 50mm (450M) | |



3/4" DRIVE 26 PIECE METRIC DEEP IMPACT SOCKET SET

- > Forged from high quality CR-MO Alloy Steel
- > Includes 3/4" drive deep metric impact sockets from 19mm - 50mm
- > Radius corners on hex and square drives for extended life and reduced wear on fasteners
- > Sunex Tools® impact sockets meet or exceed ASME specifications
- > Heavy duty blow molded storage case



4693

INCLUDES:

| | | |
|--------------|--------------|--------------|
| 19mm (419MD) | 20mm (420MD) | 21mm (421MD) |
| 22mm (422MD) | 23mm (423MD) | 24mm (424MD) |
| 25mm (425MD) | 26mm (426MD) | 27mm (427MD) |
| 28mm (428MD) | 29mm (429MD) | 30mm (430MD) |
| 31mm (431MD) | 33mm (433MD) | 34mm (434MD) |
| 35mm (435MD) | 36mm (436MD) | 38mm (438MD) |
| 39mm (439MD) | 40mm (440MD) | 41mm (441MD) |
| 42mm (442MD) | 43mm (443MD) | 44mm (444MD) |
| 46mm (446MD) | 50mm (450MD) | |

3/8" DRIVE SAE 8 PIECE STUBBY IMPACT HEX DRIVER SET

- > Impact grade bits forged from high quality CR-MO Alloy Steel
- > Stubby design is ideal for work in tight spaces
- > One piece design for maximum durability



3644

INCLUDES:

| | | |
|-----------------|----------------|----------------|
| 1/4" (364600) | 3/8" (364602) | 7/16" (364603) |
| 1/2" (364604) | 9/16" (364605) | 5/8" (364609) |
| 11/16" (364613) | 3/4" (364611) | |

3/8" DRIVE METRIC 8 PIECE STUBBY IMPACT HEX DRIVER SET

- > Impact grade bits forged from high quality CR-MO Alloy Steel
- > Stubby design is ideal for work in tight spaces
- > One piece design for maximum durability



3645

INCLUDES:

| | | |
|---------------|---------------|---------------|
| 6mm (364606) | 7mm (364607) | 8mm (364608) |
| 10mm (364610) | 12mm (364612) | 14mm (364614) |
| 17mm (364617) | 19mm (364619) | |

3/8" DRIVE 3 PIECE MAGNETIC IMPACT SLEEVE ADAPTER SET

- > Low profile design allows for a wide range of applications
- > Magnetic retention device keep the adapter attached to the socket
- > Sleeve adapters can be stacked if additional drive reduction is needed
- > Designed for impact or hand tool use



2342

INCLUDES:

1/4"x3/8" (3302) 3/8"x1/2" (2306) 1/2"x3/4" (4307)



1/2" DRIVE 3 PIECE SAE LOCKING IMPACT SET

- > Forged from high quality CR-MO Alloy Steel
- > Useful in hard to reach areas where a positive lock on the socket is required
- > Feature a positive locking ball detent and sliding collar for quick release of sockets and accessories
- > Radius corners square drive for extended socket life
- > Sunex Tools® impact sockets meet or exceed ASME specifications



2501

INCLUDES:

| | | |
|------------|------------|-------------|
| 3" (2503L) | 6" (2506L) | 12" (2512L) |
|------------|------------|-------------|



3/8" DRIVE 3 PIECE SAE & METRIC LOCKING IMPACT SET

- > Forged from high quality CR-MO Alloy Steel
- > Useful in hard to reach areas where a positive lock on the socket is required
- > Feature a positive locking ball detent and sliding collar for quick release of sockets and accessories
- > Radius corners square drive for extended socket life
- > Sunex Tools® impact sockets meet or exceed ASME specifications



3501

INCLUDES:

| | | |
|------------|------------|-------------|
| 3" (3503L) | 6" (3506L) | 12" (3512L) |
|------------|------------|-------------|



1/2" DR. SAE & METRIC IMPACT SOCKET MERCHANDISER

SD2600



- > Freestanding, all-steel in-store commercial display
- > Customized socket rails safely secure sockets to shelf
- > Includes all of the sockets and accessories from our best selling 1/2" drive sets
- > Each retail display includes 2 sockets per size, 7 shelves, clip rails, decals, and plan-a-gram
- > Powder coat finish for maximum durability
- > 5-16" thru 1-1/2" Standard & Deep Sockets
- > 10mm to 36mm Standard & Deep Metric Sockets
- > 12mm, 13mm, 1/2", 12 Pt. Driveline Sockets
- > 3", 5" 10" Extensions
- > 1/2" Female x 3/8" Male & 1/2" Female x 3/4" Male Adapter
- > Universal Impact Joint



3/4" DR. SAE IMPACT SOCKET MERCHANDISER

SDF4600



- > Freestanding, all-steel in-store commercial display
- > Customized socket rails safely secure sockets to shelf
- > Includes all of the sockets and accessories from our best selling 3/4" drive fractional sets
- > Each retail display includes 2 sockets per size, 7 shelves, clip rails, decals, and plan-a-gram
- > Powder coat finish for maximum durability
- > 3/4" thru 2" Standard Sockets
- > 1" thru 2" Deep Metric Sockets
- > 6" Extension
- > 3/4" Female thru 1" Male & 3/4" Female to 1/2" Adapter
- > 3/4" Female thru 1/2" Male Super Adapter
- > 1" Female x 3/4" Male Super Reducer
- > Universal Impact Joint



3/4" DR. METRIC IMPACT SOCKET MERCHANDISER

SDM4600



- > Freestanding, all-steel in-store commercial display
- > Customized socket rails safely secure sockets to shelf
- > Includes all of the sockets and accessories from our best selling 3/4" drive metric sets
- > Each retail display includes 2 sockets per size, 7 shelves, clip rails, decals, and plan-a-gram
- > Powder coat finish for maximum durability
- > 19mm thru 50mm Standard & Deep Sockets
- > 6" Extension
- > 3/4" Female to 1/2" Male Adapter
- > 3/4" Female thru 1/2" Male & 1" Female x 3/4" Male Super Reducer
- > Universal Impact Joint



TIRE & WHEEL SERVICE IMPACT SOCKET MERCHANDISER

SDT2601

- > Freestanding, all-steel in-store commercial display
- > Customized socket rails safely secure sockets to shelf
- > Each retail display includes 2 sockets per size, 7 shelves, clip rails, decals, and plan-a-gram
- > Powder coat finish for maximum durability
- > 7/8" thru 1-13/16" & 27mm to 41mm Standard and Deep Metric Sockets
- > 17mm thru 21mm 3/4" to 1-1/4" Extra Thin Wall Standard & Deep Metric Sockets
- > 17mm thru 21mm 3/4" to 7/8" Extra Thin Wall Standard Metric Sockets
- > 3/4" x 13/16", 7/8" x 15/16" & 19mm x 21mm Thin Wall Flip Sockets
- > 3/4" x 13/16", & 19mm x 21mm Deep Flip Sockets
- > 17mm & 22mm Double Square Impact Socket
- > 13/16" Impact Square Socket
- > 1/2" Female x 3/4" Male, 3/4" Dr. 3/4" Female thru 1/2" Male, 3/4" Dr. 3/4" Female thru 1" Male, 1" Female x 3/4" Male Adapter
- > 3/4" Female to 1/2" Male Super Adapter
- > 1" Female x 3/4" Male Super Reducer
- > 3/4" Dr. 1-1/2 x 13/16", 1" Dr. 1-1/2 x 13/16" & 1" Dr. 41mmx21mm Combination Budd Wheel Impact Socket



3/8" & 1/2" DRIVE 41 PIECE PEGBOARD IMPACT SOCKET MERCHANDISER

PEGDISPLAY3812

- > Preconfigured, all-steel in-store commercial display
- > Competitor conversion program available
- > Includes Sunex® patented Super Reducers, Extensions and Accessories
- > Socket hangtag's include part number, description, UPC and barcode
- > Powder coat finish for maximum durability
- > Heavy-gauge hooks Included
- > Sunex brand decal included
- > Product number decals simplify restocking



1/4" AND 1" DRIVE 40 PIECE PEGBOARD IMPACT SOCKET MERCHANDISER

PEGDISPLAY341

- > Preconfigured, all-steel in-store commercial display
- > Competitor conversion program available
- > Includes Sunex® patented Super Reducers, Extensions and Accessories
- > Socket hangtag's include part number, description, UPC and barcode
- > Powder coat finish for maximum durability
- > Heavy-gauge hooks Included
- > Sunex brand decal included
- > Product number decals simplify restocking

HAND TOOLS

GUARANTEED TO PERFORM



Trusted by Professionals
Since 1977

www.sunextools.com

 **SUNEX**[®]
T O O L S

SUNEX TOOLS® WARRANTY PROGRAM

Sunex Tools® Sockets, Wrenches, and Screwdrivers: These products carry a **Lifetime Warranty** - effective for as long as you own the product. Sunex Tools® will repair or replace at our option any part or unit which proves to be defective in material or workmanship.

Sunex Tools® Torque Wrenches: These products carry a **90-Day Warranty**. During this warranty period, Sunex Tools® will repair or replace at our option any part or unit which proves to be defective in material or workmanship.

Please Note:

Sunex Tools® Chrome-Vanadium Sockets: All Sunex Tools® sockets are clearly marked with the material from which they are manufactured. Sockets intended for use with hand operated tools are made from Chrome-Vanadium Alloy Steel. These sockets are not designed for use with impact tools of any kind. Doing so can cause serious injury and/or void the warranty on these sockets.



10 PIECE JUMBO COMBINATION WRENCH SET

- > Raised panel design
- > Forged high quality carbon steel
- > 1-7/16", 1-11/16", 1-13/16" sizes added to our top selling jumbo wrench set 9707
- > Sunex Tools® combination wrenches meet or exceed ANSI/ASME specifications
- > Canvas pouch included
- > Available as set or individually



97010

SET INCLUDES:

| Model | Size | Model | Size |
|----------|-------|----------|-------|
| 1-5/16" | (942) | 1-3/8" | (944) |
| 1-7/16" | (945) | 1-1/2" | (948) |
| 1-5/8" | (952) | 1-11/16" | (954) |
| 1-3/4" | (956) | 1-7/8" | (960) |
| 1-13/16" | (962) | 2" | (964) |

AIR TOOLS

GUARANTEED TO PERFORM



Trusted by Professionals
Since 1977

www.sunextools.com

 **SUNEX[®]**
T O O L S

SUNEX TOOLS® WARRANTY PROGRAM

Sunex HD® Air Tools: These products carry a **Two Year Warranty**. During this warranty period, Sunex Tools® will repair or replace at our option any part or unit which proves to be defective in material or workmanship.

Sunex Tools® Chisels: These products carry a **Lifetime Warranty**—effective for as long as you own the product. Sunex Tools® will repair or replace at our option any part or unit which proves to be defective in material or workmanship.

Sunex Tools® Air Tools and Rivet Guns: These products carry a **One Year Warranty**. During this warranty period, Sunex Tools® will repair or replace at our option any part or unit which proves to be defective in material or workmanship.

Sunex Tools® Spray Guns and Spray Gun Accessories: These products carry a **90-Day Warranty**. During this warranty period, Sunex Tools® will repair or replace at our option any part or unit which proves to be defective in material or workmanship.

Sunex Tools® Consumables: A consumable product is **warranted, at the time of sale only**, against defects in materials or workmanship that prevent its use. Consumable products are goods reasonably expected to be used up or damaged during use, including but not limited to cutting wheels, blades and sanding pads.

IMPACT WRENCHES



1/2" DRIVE PREMIUM IMPACT WRENCH

- > Powerful twin hammer mechanism produces 500 ft-lbs of torque
- > Reverse bias technology increases torque in reverse ensuring the removal of lugs
- > Ultralight weight reduces user fatigue

SX231P

| | |
|---------------------------------|--------|
| Square Drive (in.) | 1/2 |
| Max. Torque (ft. lbs.) @ 90 PSI | 500 |
| Working Torque (ft. lbs.) | 25-350 |
| Free Speed (RPM) | 8,000 |
| Weight (lbs) | 5.9 |
| Length (in.) | 7.4 |
| Average Air Consumption (CFM) | 5.5 |
| Air Inlet Thread Size (NPTF) | 1/4 |
| Min. Hose Size (I.D.) | 3/8 |
| Sound Level (dBA) | 107 |



1/2" DRIVE PREMIUM IMPACT WRENCH WITH 2" EXTENDED ANVIL

- > Extended 2" anvil ideal for loosening and tightening lugs
- > Powerful twin hammer mechanism
- > Reverse bias technology increases torque in reverse ensuring the removal of lugs
- > Ultralight weight reduces user fatigue

SX231P.2

| | |
|---------------------------------|--------|
| Square Drive (in.) | 1/2 |
| Max. Torque (ft. lbs.) @ 90 PSI | 500 |
| Working Torque (ft. lbs.) | 25-350 |
| Free Speed (RPM) | 8,000 |
| Weight (lbs) | 6.2 |
| Length (in.) | 9.4 |
| Average Air Consumption (CFM) | 5.5 |
| Air Inlet Thread Size (NPTF) | 1/4 |
| Min. Hose Size (I.D.) | 3/8 |
| Sound Level (dBA) | 107 |

LIFTING EQUIPMENT

GUARANTEED TO PERFORM



Trusted by Professionals
Since 1977

www.sunextools.com

 **SUNEX**[®]
T O O L S

SUNEX TOOLS® WARRANTY PROGRAM

Sunex Tools® Bottle Jacks, Long Ram Jacks, and Jack Stands: These products carry a **One Year Warranty**. During this warranty period, Sunex Tools® will replace any unit which proves to be defective in material or workmanship.

Sunex Tools® Other Lifting Equipment: These products carry a **One Year Warranty**. During this warranty period, Sunex Tools® will repair or replace at our option any part or unit which proves to be defective in material or workmanship.


THE PROFESSIONAL TECHNICIAN'S MOST VALUABLE SOURCE FOR HEAVY DUTY SHOP AND LIFTING EQUIPMENT

Sunex Tools® is an American owned company with over three decades of experience in design, development and supplying of lifting and shop equipment to the automotive, heavy duty truck, collision repair, and industrial markets. Sunex Tools® products are designed to equip professional technicians with the heavy duty, dependable tools they expect. An all encompassing sales and service program supports Sunex's vision to be the professional technician's most valuable source for shop and lifting equipment. Sunex Tools® continues product development with a sense of urgency to respond to technicians' input and industry needs.



Please Note:

RapidRise logo indicates the product includes a power unit that provides a quick pumping feature to reduce work time and effort.



Please Note:

The SUNEXpress™ Warranty covers all service jacks 3.5 ton and lesser. For more information please visit www.sunextools.com/sunexpress or call (855) 600-SWAP

FLOOR SERVICE JACKS

MODEL 6602LP 2 TON CAPACITY LOW RIDER SERVICE JACK

**RAPID
RISE**

The lowest and highest lifting capacity on the market from 2.75" to 24". Ideal for sports cars, exotic cars, trucks, and SUV's.

FEATURES:

- > 2.75" min height is ultra-low and ideal for sports cars, exotic cars, and flat tires
- > 24" max height is versatile and lifts high enough for pick-ups and SUV's
- > Rapid rise technology with dual pump pistons reaches max height quickly in 6.5 pumps
- > 18" throw is long and reaches all lift points under vehicle
- > Low profile design is consistent throughout the whole chassis, allowing full reach beyond pinch welds
- > Backed by 1 year SUNEXpress™ Warranty

SUNEXPRESS
WARRANTY



**MODEL
6602LP 2 TON**

MODEL 6603ASJ 3 TON CAPACITY ALUMINUM SERVICE JACK

**RAPID
RISE**

The market leading big-brother to the 2 Ton 6602ASJ boasting a lightweight aluminum frame and dual pump pistons for rapid rise action.

FEATURES:

- > Rapid Rise Technology reaches max height in 7.5 pumps
- > Side mounted handles for easy jack positioning
- > Wide track wheels for easy maneuverability
- > Rubber saddle pad and foam bumper pad protect vehicle
- > Thick frame side plates and reinforced lift arm for added strength, chassis torsion control and durability
- > Wiper seals protect hydraulic system from contaminants
- > Overload and bypass safety valves prevent the jack from being used beyond its rated capacity and ram over extension
- > Ball bearing mounted rear swivel coaster wheels and wide track front wheels for easy maneuverability
- > Two piece handle for storage; quick lock feature for engagement and disengagement of handle halves
- > Backed by 1 year SUNEXpress™ Warranty

SUNEXPRESS
WARRANTY



**MODEL
6603ASJ 3 TON**

| MODEL # | Capacity (tons) | Low Height (in.) | High Height (in.) | Chassis Length (in.) | Overall Width (in.) | Handle Length (in.) | Saddle Dia. (in.) | Shipping Weight (lbs.) |
|---------|-----------------|------------------|-------------------|----------------------|---------------------|---------------------|-------------------|------------------------|
| 6602LP | 2 | 2.7 | 24 | 36 | 32.5 | 45.25 | 4.0 | 103.7 |
| 6603ASJ | 3 | 3.8 | 19.3 | 26.4 | 13 | 50 | 4.5 | 58.0 |

FLOOR SERVICE JACKS

MODEL 6620 20 TON CAPACITY LONG CHASSIS FLOOR JACK

SUNEX^{HD} Heavy-duty workhorse ideal for class 8 truck, farm equipment, and fleet maintenance.

FEATURES:

- > Long 65.7" body safely reaches lift points deep underneath truck
- > Thick heavy gauge steel side plates prevent twisting
- > Front wheels with roller bearings and ball bearing mounted rear caster wheels provide stability and easy maneuverability
- > Fully welded hydraulic unit for increased strength and leak prevention
- > Wiper seals protect hydraulic system from contaminants while flash-chromed ram and pump piston for rust prevention
- > Foot pump pedal raises the lift arm to the load quickly
- > Release knob on top of handle conveniently lowers load



MODEL
6620 20 TON



| MODEL # | Capacity (tons) | Low Height (in.) | Max Height (in.)? | Stroke (in.) | Overall Width (in.) | Handle Length (in.) | Saddle Width. (in.) | Shipping Weight (lbs.) |
|---------|-----------------|------------------|-------------------|--------------|---------------------|---------------------|---------------------|------------------------|
| 6620 | 20 | 7.3 | 24.6 | 17.3 | 13.7 | 46 | 5.7 | 589 |


MODEL 6722 22 TON CAPACITY TRUCK JACK WITH AIR RETURN



The marketing leading spring-less truck jack with air return. Streamlined air return design means improved productivity, weather resistance, and simple control

FEATURES:

- > Full air actuation raises and lowers ram with simple turn of variable speed control knob
- > Spring less design eliminates weathering, rusting, and damage of springs and spring retainers
- > Jumbo 9" tires effortlessly traverse over gravel, fasteners and air hoses on shop floor
- > Convenient lever sets handle in 3 positions for usage, transport, and storage
- > Front positioning handle assists in positioning jack under lift point
- > 3 adapters in 0.8", 2.4", and 3.9" sizes provide multiple max heights for specific applications
- > 1 Year Warranty



MODEL 6722 22 TON

MODEL 6744 44 TON CAPACITY TRUCK AXLE JACK WITH AIR RETURN



Ideal for class 8 truck, farm equipment, and fleet maintenance. Spring-less design lifts efficiently by eliminating downward force of springs

FEATURES:

- > Full air actuation raises and lowers the ram with simple turn of variable speed control knob
- > Spring less ram design eliminates weathering, rusting and damage of spring and spring retainers
- > Flash chromed ram is rust prohibitive for smooth operation and protection against weathering
- > Sturdy 1 piece handle eliminates wobble and reaches 54" ease for safe operation
- > 2 stacking adapters provide up to an additional 7.7" for maximum reach
- > 2 adapters in 3.0", and 4.7" sizes provide multiple max heights for specific applications



MODEL 6744 44 TON

| MODEL # | Capacity (tons) | Low Height (in.) | Ram Travel (in.) | Ext. Screw Adj. (in.) | Max. Height w/ Adapter (in.) | Overall Width (in.) | Wheel Dia. (in.) | Saddle Dia. (in.) | Handle Length (in.) | Shipping Weight (lbs.) |
|---------|-----------------|------------------|------------------|-----------------------|------------------------------|---------------------|------------------|-------------------|---------------------|------------------------|
| 6722 | 22 @ 100 PSIG | 8.9 | 4.7 | 3.9 | 21.7 | 14.2 | 9 | 1.75 | 48.4 | 87 |
| 6744 | 44 @ 115 PSIG | 8.25 | 5.1 | n/a | 21.0 | 11.4 | 6 | 3.25 | 54.3 | 95 |

JACK STANDS

MODEL 1003AJ 3 TON CAPACITY ALUMINUM JACK STANDS

Lightweight, full aluminum body tested to 200% capacity. Holds vehicles at heights between 10.6" and 15.4" for underbody maintenance work and oil changes

FEATURES:

- > 6 locking positions allow secure load in multiple height
- > Heavy-duty flanged base safely secures load
- > Ultra-lightweight under 10 pounds
- > All backed by 1 year warranty



**MODEL
1003AJ** 3 TON

| MODEL # | Capacity (tons) | Low Height (in.) | Raised Height (in.) | Base (in.) | Saddle Size (in.) | Shipping Weight (lbs.) |
|---------|-----------------|------------------|---------------------|------------|-------------------|------------------------|
| 1003AJ | 3 per stand | 10.6 | 15.4 | 7.1 dia. | 2.2 x 2.0 | 10 |

MODEL 7900 300 LBS. CAPACITY CLUTCH JACK

All-new clutch jack handles clutches and flywheels up to 300 lbs.
Includes both 1.75" and 2.0" spline shafts

FEATURES:

- > 11.3" min height among the lowest on the market for easier access under vehicle during clutch jobs
- > 2 foot wide stance for stability while transporting clutch side to side
- > Includes 1.75" and 2.0" spline shafts (10" lengths)



MODEL 7900 300 LBS.



| MODEL # | Capacity (lbs.) | Low Height (in.) | High Height (in.) | Stroke (in.) | Length (in.) | Width (in.) | Shipping Weight (lbs.) |
|---------|-----------------|------------------|-------------------|--------------|--------------|-------------|------------------------|
| 7900 | 300 | 11.3 | 38.6 | 27.3 | 41.1 | 24.0 | 132 |

ENGINE STANDS

MODEL 8400 1 TON CAPACITY ENGINE STAND

SUNEX^{HD}

Heavy-duty 1 ton engine stand ideal for truck engine, SUV engines, larger racing engines, and awkward inline 6 engines

FEATURES:

- > Thick heavy-duty mounting plate secures engines of all shapes and sizes
- > 8 locking angles mount engine in desired position
- > Slotted fingers mount to specific engine bolt patterns
- > Foldable design saves shop space



**MODEL
8400** 1 TON

| MODEL # | Capacity (tons) | Overall Length (in.) | Overall Width (in.) | Overall Height (in.) | Shipping Weight (lbs.) |
|---------|-----------------|----------------------|---------------------|----------------------|------------------------|
| 8400 | 1 | 41.7 | 28.5 | 33.1 | 181 |

MODEL 5221 1 TON CAPACITY ENGINE CRANE WITH DUAL PUMP PISTONS

Dual pump piston design is 25% faster than other single pump designs. Folding ability stores away in small area.

MODEL 5222 2 TON CAPACITY ENGINE CRANE WITH DUAL PUMP PISTONS

Dual pump piston design is 25% faster than other single pump designs. Folding ability stores away in small area.

5221 AND 5222 FEATURES :

- > Dual pump pistons rapidly reach max height 25% faster than single pump designs
- > Low profile 4.7" Legs designed to fit under wide range of vehicle frames including sports cars
- > 4 Boom lengths adjust for optimal reach based on required capacity
- > Drop forged steel hook swivels 360° for ease of use and safety during operations, while chain less design eliminates sway during lifting
- > Space saving design folds to conveniently store away in small footprint



MODEL 5221 1 TON

MODEL 5222 2 TON (SHOWN)

| | Capacity (tons) Boom Positions: | Min. Height (in.) Boom Positions: | Max. Height (in.) Boom Positions: | Boom Length (in.) Boom Positions: | |
|---------|-------------------------------------|--------------------------------------|---------------------------------------|--------------------------------------|---------------------------|
| MODEL # | 1 / 2 / 3 / 4 | 1 / 2 / 3 / 4 | 1 / 2 / 3 / 4 | 1 / 2 / 3 / 4 | |
| 5221 | 0.25 / 0.5 / 0.75 / 1 | 0 / 0 / 5.5 / 11.75 | 96.5 / 90.5 / 84.5 / 78.5 | 48 / 41.5 / 34 / 27 | |
| 5222 | 0.5 / 1 / 1.5 / 2 | 0 / 0 / 5.5 / 11.75 | 96.5 / 90.5 / 84.5 / 78.5 | 48 / 41.5 / 34 / 27 | |
| MODEL # | Base Width Open Back/Front (in.) | Base Length Open (in.) | Base Width Stored Back/Front (in.) | Base Length Stored (in.) | Shipping Weight (lbs.) |
| 5221 | 34 / 35.5 | 69.5 | 24 / 34 | 21.5 | 127 |
| 5222 | 34 / 35.5 | 69.5 | 24 / 34 | 21.5 | 269 |

SHOP EQUIPMENT

GUARANTEED TO PERFORM



Trusted by Professionals
Since 1977

www.sunextools.com

 **SUNEX[®]**
T O O L S


SUNEX TOOLS® WARRANTY PROGRAM

Sunex Tools® Creepers, Service Carts and Accessories: These products carry an **“As Is” Warranty**.

These products are warranted, at the time of sale only, against defects in materials or workmanship that prevent their use.

Sunex Tools® Bench Grinders, Drill Presses, Band Saws, and Presses: These products carry a **One Year Warranty**. During this warranty period, Sunex Tools® will repair or replace at our option any part or unit which proves to be defective in material or workmanship.

Sunex Tools® Vises: These products carry a **Lifetime Warranty**—effective for as long as you own the product. Sunex Tools® will repair or replace at our option any part or unit which proves to be defective in material or workmanship. Adapters and extra thin wall impact sockets are not covered by this warranty.



Please note:

Sunex® Carts are covered by the SUNEXpress™ Warranty.


For more information please visit www.sunextools.com/sunexpress or call (855) 600-SWAP

SERVICE CARTS & ACCESSORIES



FULL DRAWER SERVICE CART

- > Ships fully assembled
- > 6 drawers and locking top bin
- > Heavy duty 5" casters
- > Heavy duty 18 gauge construction
- > Full extension roller bearing drawer slides
- > Locking top with gas shocks for lid support
- > Drawer liners included
- > Durable powder coat finish



8057

| | |
|----------------------|------|
| Load Capacity (lbs.) | 600 |
| Height (in.) | 39.5 |
| Length (in.) | 34.5 |
| Width (in.) | 20 |


Drawer Dimensions

| | |
|-----------------------------|----------------------|
| Top Bin (in.) | 18.75w x 29l |
| 3 Small Drawers (in.) | 18.75w x 29.25l x 3d |
| 2 Middle Large Drawer (in.) | 18.75w x 29.25l x 4d |
| 1 Bottom Large Drawer (in.) | 18.75w x 29.25l x 5d |
| Weight (lbs.) | 214.5 |



FULL DRAWER SERVICE CART

- > Ships fully assembled
- > 6 drawers and locking top bin
- > Heavy duty 5" casters
- > Heavy duty 18 gauge construction
- > Full extension roller bearing drawer slides
- > Locking top with gas shocks for lid support
- > Drawer liners included
- > Durable powder coat finish



8057BK

| | |
|----------------------|------|
| Load Capacity (lbs.) | 600 |
| Height (in.) | 39.5 |
| Length (in.) | 34.5 |
| Width (in.) | 20 |


Drawer Dimensions

| | |
|-----------------------------|----------------------|
| Top Bin (in.) | 18.75w x 29l |
| 3 Small Drawers (in.) | 18.75w x 29.25l x 3d |
| 2 Middle Large Drawer (in.) | 18.75w x 29.25l x 4d |
| 1 Bottom Large Drawer (in.) | 18.75w x 29.25l x 5d |
| Weight (lbs.) | 214.5 |



FULL DRAWER SERVICE CART

- > Ships fully assembled
- > 6 drawers and locking top bin
- > Heavy duty 5" casters
- > Heavy duty 18 gauge construction
- > Full extension roller bearing drawer slides
- > Locking top with gas shocks for lid support
- > Drawer liners included
- > Durable powder coat finish



8057G

| | |
|----------------------|------|
| Load Capacity (lbs.) | 600 |
| Height (in.) | 39.5 |
| Length (in.) | 34.5 |
| Width (in.) | 20 |

Drawer Dimensions

| | |
|-----------------------------|----------------------|
| Top Bin (in.) | 18.75w x 29l |
| 3 Small Drawers (in.) | 18.75w x 29.25l x 3d |
| 2 Middle Large Drawer (in.) | 18.75w x 29.25l x 4d |
| 1 Bottom Large Drawer (in.) | 18.75w x 29.25l x 5d |
| Weight (lbs.) | 214.5 |

SERVICE CARTS & ACCESSORIES



FULL DRAWER SERVICE CART

- > Ships fully assembled
- > 6 drawers and locking top bin
- > Heavy duty 5" casters
- > Heavy duty 18 gauge construction
- > Full extension roller bearing drawer slides
- > Locking top with gas shocks for lid support
- > Drawer liners included
- > Durable powder coat finish



80570

| | |
|----------------------|------|
| Load Capacity (lbs.) | 600 |
| Height (in.) | 39.5 |
| Length (in.) | 34.5 |
| Width (in.) | 20 |

Drawer Dimensions

| | |
|-----------------------------|----------------------|
| Top Bin (in.) | 18.75w x 29l |
| 3 Small Drawers (in.) | 18.75w x 29.25l x 3d |
| 2 Middle Large Drawer (in.) | 18.75w x 29.25l x 4d |
| 1 Bottom Large Drawer (in.) | 18.75w x 29.25l x 5d |
| Weight (lbs.) | 214.5 |



FULL DRAWER SERVICE CART

- > Ships fully assembled
- > 6 drawers and locking top bin
- > Heavy duty 5" casters
- > Heavy duty 18 gauge construction
- > Full extension roller bearing drawer slides
- > Locking top with gas shocks for lid support
- > Drawer liners included
- > Durable powder coat finish



8057P

| | |
|----------------------|------|
| Load Capacity (lbs.) | 600 |
| Height (in.) | 39.5 |
| Length (in.) | 34.5 |
| Width (in.) | 20 |

Drawer Dimensions

| | |
|-----------------------------|----------------------|
| Top Bin (in.) | 18.75w x 29l |
| 3 Small Drawers (in.) | 18.75w x 29.25l x 3d |
| 2 Middle Large Drawer (in.) | 18.75w x 29.25l x 4d |
| 1 Bottom Large Drawer (in.) | 18.75w x 29.25l x 5d |
| Weight (lbs.) | 214.5 |




SIDE WORK BENCH

- > Large side shelf for 8054 and 8057
- > Collapsible design for convenient storage
- > Includes non marring rubber mat

COLORS ALSO AVAILABLE:



Black
8054BK
8057BK



8009


| | |
|-----------------|------|
| Capacity (lbs.) | 40 |
| Height (in.) | 6 |
| Length (in.) | 14.4 |
| Width (in.) | 13.2 |

SERVICE CARTS & ACCESSORIES



TWO SHELF UTILITY CART

- > Heavy duty, 5" hard rubber casters for smooth operation
- > 4 bin on board storage built into the carts handle
- > Deep shelf design for max storage capacity
- > Constructed from heavy duty Polypropylene material for long life and durability
- > Easy assembly with zinc coated hardware for ultimate stability




8034

| | |
|----------------------|------|
| Load Capacity (lbs.) | 500 |
| Height (in.) | 33 |
| Length (in.) | 41 |
| Width (in.) | 17 |
| Shelf Length (in.) | 30 |
| Shelf Width (in.) | 16 |
| Shelf Depth (in.) | 3 |
| Weight (lbs.) | 39.5 |



OVERSIZED HEAVY DUTY TWO SHELF UTILITY CART

- > Heavy duty, 5" hard rubber casters for smooth operation
- > 5 bin on board storage built into the carts handle
- > Deep shelf design for max storage capacity
- > Constructed from heavy duty Polypropylene material for long life and durability
- > Easy assembly with zinc coated hardware for ultimate stability



8036

| | |
|----------------------|------|
| Load Capacity (lbs.) | 500 |
| Height (in.) | 33 |
| Length (in.) | 46 |
| Width (in.) | 25 |
| Shelf Length (in.) | 36 |
| Shelf Width (in.) | 24.5 |
| Shelf Depth (in.) | 3 |
| Weight (lbs.) | 55 |

SUNEX[®] T O O L S

GUARANTEED TO PERFORM

INTRODUCING THE ALL-NEW SUNEX[®] HD SHOP PRESS LINE



A full line of fully welded, MADE IN USA shop presses



Shock-absorbent glycerin gauges withstand shop abuse and remain accurate during shipping (model specific)



Versatile sliding heads adapt to your work, not the other way around (model specific)

The All-New SUNEX[®] HD Shop Press Lineup wears the MADE IN USA badge proudly and sports full-welded frames for superior durability. Added Product enhancements include sliding heads, glycerin gauges, and bearing plates included as standard. Additionally, 12 ton and 20 ton presses all include a free 3 piece punch set! All this is backed by SUNEX[®] TOOLS 1-Year Warranty

U.S. MADE SHOP PRESSES

MODEL 5712BT 12 TON CAPACITY BENCHTOP SHOP PRESS

Used for various shop applications including straightening, bending, and removing/installing gears, bearings, and bushings.

FEATURES:

- > Proudly made in the USA
- > Fully welded design for superior durability and strength
- > Includes 3 piece punch kit, bed plates, and bearing shield
- > Convenient benchtop design for straightening, bending, and removing/installing gears, bearings and bushings



MODEL 5712BT 12 TON

MODEL 5712 12 TON CAPACITY MANUAL SHOP PRESS

SUNEX^{HD}

Used for various shop applications including straightening, bending, and removing/installing gears, bearings, and bushings.

FEATURES:

- > Proudly made in the USA
- > Fully welded design for superior durability and strength
- > Includes 3 piece punch kit, bed plates, and bearing shield
- > Ideal for straightening, bending, and removing/installing gears, bearings and bushings



MODEL 5712 12 TON

| MODEL # | Capacity (tons) | Overall Height (in.) | Base Width (in.) | Vertical Throat Opening (in.) | Throat Width (in.) | Ram Stroke (in.) | Ram Dia. (in.) | Cylinder Bore (in.) | Weight (lbs.) |
|---------|-----------------|----------------------|------------------|-------------------------------|--------------------|------------------|----------------|---------------------|---------------|
| 5712BT | 12 | 38.1 | 26 | 10 to 27.5 | 6.1 | 16 | 1.7 | 2.0 | 121 |
| 5712 | 12 | 61.5 | 26 | 3.75 to 36 | 6.1 | 20 | 1.7 | 2.0 | 190 |

MODEL 5720 20 TON CAPACITY MANUAL SHOP PRESS

SUNEX^{HD}

Used for various shop applications including straightening, bending, and removing/installing gears, bearings, and bushings.

FEATURES:

- > Proudly made in the USA
- > Fully welded design for superior durability and strength
- > Includes 3 piece punch kit, bed plates, and bearing shield
- > Ideal for straightening, bending, and removing/installing gears, bearings and bushings

MODEL 5720AH 20 TON CAPACITY AIR/HYDRAULIC SHOP PRESS

SUNEX^{HD}

Air/hydraulic operation ideal for effortless usage.

FEATURES:

- > Proudly made in the USA
- > Fully welded design for superior durability and strength
- > Includes 3 piece punch kit, bed plates, and bearing shield
- > Ideal for straightening, bending, and removing/installing gears, bearings and bushings

MODEL 5730 30 TON CAPACITY MANUAL SHOP PRESS

SUNEX^{HD}

Used for various shop applications including straightening, bending, and removing/installing gears, bearings, and bushings.

FEATURES:

- > Proudly made in the USA
- > Fully welded design for superior durability and strength
- > Includes shock-absorbant glycerin gauge
- > Includes bed plates and bearing shield
- > Ideal for straightening, bending, and removing/installing gears, bearings and bushings



MODEL 5720 20 TON



MODEL 5720AH 20 TON



MODEL 5730 30 TON

| MODEL # | Capacity (tons) | Overall Height (in.) | Base Width (in.) | Vertical Throat Opening (in.) | Throat Width (in.) | Ram Stroke (in.) | Ram Dia. (in.) | Cylinder Bore (in.) | Weight (lbs.) |
|---------|-----------------|----------------------|------------------|-------------------------------|--------------------|------------------|----------------|---------------------|---------------|
| 5720 | 20 | 64.5 | 26 | 1.5 to 34 | 6 | 6 | 2 | 3 | 265 |
| 5720AH | 20 @ 100 PSI | 64.5 | 26 | 1.5 to 34 | 6 | 6 | 2 | 3 | 290 |
| 5730 | 30 | 70.5 | 29.875 | 3.5 to 44 | 6.375 | 6.375 | 2.25 | 3.15 | 225 |

U.S. MADE SHOP PRESSES

MODEL 5740 40 TON CAPACITY SHOP PRESS



Used for various shop applications including straightening, bending, and removing/installing gears, bearings, and bushings.

FEATURES:

- > Proudly made in the USA
- > Fully welded design for superior durability and strength
- > Versatile sliding head adapts to project needs
- > Includes bed plates and bearing shield
- > Ideal for straightening, bending, and removing/installing gears, bearings and bushings

MODEL 5740AH 40 TON CAPACITY AIR/HYDRAULIC SHOP PRESS



Air/hydraulic operation ideal for effortless usage.

FEATURES:

- > Proudly made in the USA
- > Fully welded design for superior durability and strength
- > Convenient air motor eliminates need for manual pumping
- > Includes shock-absorbant glycerin gauge
- > Includes bed plates and bearing shield
- > Ideal for straightening, bending, and removing/installing gears, bearings and bushings

MODEL 5740EP 40 TON CAPACITY ELECTRIC SHOP PRESS



Electric operation ideal for production level usage.

FEATURES:

- > Proudly made in the USA
- > Fully welded design for superior durability and strength
- > Top-of-the-line electric motor design allows the simplest, hands-free shop press use
- > Includes bed plates and bearing shield
- > Ideal for straightening, bending, and removing/installing gears, bearings and bushings



MODEL 5740 40 TON



MODEL 5740AH 40 TON



MODEL 5740EP 40 TON

| MODEL # | Capacity (tons) | Overall Height (in.) | Base Width (in.) | Vertical Throat Opening (in.) | Throat Width (in.) | Ram Stroke (in.) | Ram Dia. (in.) | Cylinder Bore (in.) | Weight (lbs.) |
|---------|-----------------|----------------------|------------------|-------------------------------|--------------------|------------------|----------------|---------------------|---------------|
| 5740 | 40 | 74 | 35 | 1.5 to 34 | 6.75 | 6.75 | 2 | 3.5 | 513 |
| 5740AH | 40 @ 100 PSI | 74 | 35 | 1.5 to 34 | 6.75 | 6.75 | 2 | 3.5 | 522 |
| 5740EP | 40 | 76.25 | 32 | 1 to 40 | 8.25 | 8.25 | 2 | 6 | 480 |

MODEL 5750 50 TON CAPACITY MANUAL SHOP PRESS

SUNEX^{HD}

Used for various shop applications including straightening, bending, and removing/installing gears, bearings, and bushings.

FEATURES:

- > Proudly made in the USA
- > Fully welded design for superior durability and strength
- > Includes shock-absorbant glycerin gauge
- > Includes bed plates and bearing shield
- > Ideal for straightening, bending, and removing/installing gears, bearings and bushings

MODEL 5750AH 50 TON CAPACITY AIR/HYDRAULIC SHOP PRESS

SUNEX^{HD}

Air/hydraulic operation ideal for effortless usage.

FEATURES:

- > Proudly made in the USA
- > Fully welded design for superior durability and strength
- > Convenient air motor eliminates need for manual pumping
- > Includes shock-absorbant glycerin gauge
- > Includes bed plates and bearing shield
- > Ideal for straightening, bending, and removing/installing gears, bearings and bushings

MODEL 5750EP 50 TON CAPACITY ELECTRIC SHOP PRESS

SUNEX^{HD}

Electric operation ideal for production level usage.

FEATURES:


- > Proudly made in the USA
- > Fully welded design for superior durability and strength
- > Convenient air motor eliminates need for manual pumping
- > Includes shock-absorbant glycerin gauge
- > Includes bed plates and bearing shield
- > Ideal for straightening, bending, and removing/installing gears, bearings and bushings



MODEL 5750 40 TON



MODEL 5750AH 40 TON



MODEL 5750EP 40 TON

| MODEL # | Capacity (tons) | Overall Height (in.) | Base Width (in.) | Vertical Throat Opening (in.) | Throat Width (in.) | Ram Stroke (in.) | Ram Dia. (in.) | Cylinder Bore (in.) | Weight (lbs.) |
|---------|-----------------|----------------------|------------------|-------------------------------|--------------------|------------------|----------------|---------------------|---------------|
| 5750 | 50 | 74 | 35 | 1.5 to 34 | 6.75 | 35 | 2 | 3.5 | 515 |
| 5750AH | 50 @ 100 PSI | 74 | 35 | 1.5 to 34 | 6.75 | 35 | 2 | 3.5 | 525 |
| 5750EP | 50 | 74 | 35 | 1.5 to 34 | 6.75 | 35 | 2 | 6 | 560 |

U.S. MADE SHOP PRESSES

MODEL 57100AH 100 TON CAPACITY AIR/HYDRAULIC SHOP PRESS



Air/hydraulic operation ideal for effortless usage.

FEATURES:

- > Proudly made in the USA
- > Fully welded design for superior durability and strength
- > Convenient air motor eliminates manual pump operation
- > Includes shock-absorbant glycerin gauge
- > Includes bed plates and bearing shield
- > Ideal for straightening, bending, and removing/installing gears, bearings and bushings



MODEL 57100AH 100 TON


MODEL 57100EP 100 TON CAPACITY ELECTRIC SHOP PRESS



Electric operation ideal for production level usage.

FEATURES:

- > Proudly made in the USA
- > Fully welded design for superior durability and strength
- > Top-of-the-line electric motor design for simple, hands-free operation
- > Includes shock-absorbant glycerin gauge
- > Includes bed plates and bearing shield
- > Ideal for straightening, bending, and removing/installing gears, bearings and bushings



MODEL 57100EP 100 TON

| MODEL # | Capacity (tons) | Overall Height (in.) | Base Width (in.) | Vertical Throat Opening (in.) | Throat Width (in.) | Ram Stroke (in.) | Ram Dia. (in.) | Cylinder Bore (in.) | Weight (lbs.) |
|---------|-----------------|----------------------|------------------|-------------------------------|--------------------|------------------|----------------|---------------------|---------------|
| 57100AH | 100 @ 100 PSI | 78 | 36 | 1 to 32 | 7 | 34 | 2.5 | 5.5 | 1250 |
| 57100EP | 100 | 78 | 36 | 1 to 32 | 7 | 34 | 3 | 6 | 1250 |

This image shows a single sheet of white paper with horizontal blue ruling lines. The lines are evenly spaced and run across the width of the page. There are no margins, text, or other markings on the paper.

Distributed by:



www.sunextools.com

Shipping Address: Sunex Tools • 315 Hawkins Rd. • Travelers Rest, SC 29690

Mailing Address: Sunex Tools • PO Box 1233 • Travelers Rest, SC 29690

Sunex Tools® Service: 877.786.3939 • Toll Free: 1.800.833.7869

Fax: 864.834.7954



REF: SXCS194-15

Rev. 03/31/15